



## Anti-FLAG-tag Antibody (抗 FLAG 标签抗体)

### Product Information

品名	货号	规格
Anti-FLAG-tag Antibody (抗 FLAG 标签抗体)	GM003	100ul

### Product description

<b>Product Name</b>	Anti-FLAG-tag Antibody
<b>Cat No</b>	GM003
<b>Source</b>	Mouse
<b>Reactivity</b>	N/A
<b>Applications</b>	WB, IF/IC, IP
<b>*Application Key</b>	E- ELISA, WB - Western blot, IH - Immunohistochemistry, IF - Immunofluorescence, FC - Flow cytometry, IC - Immunocytochemistry, IP - Immunoprecipitation, CHIP - Chromatin Immunoprecipitation, EMSA - Electrophoretic Mobility Shift Assay, BL - Blocking, SE - Sandwich ELISA, CBE - Cell-based ELISA, RNAi - RNA interference
<b>*Species Reactivity Key</b>	H - Human, M - Mouse, R - Rat, B - Bovine, C - Chicken, D - Dog, G - Goat, Mk - Monkey, P - Pig, Rb - Rabbit, S - Sheep, Z - Zebrafish

### Datasheet

**Description:** Mouse monoclonal antibody to FLAG-tag

**Immunogen:** KLH-conjugated synthetic peptide encompassing a sequence of FLAG-tag. The exact sequence is proprietary.

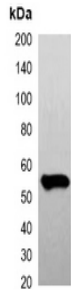
**Clonality:** Monoclonal

**Form:** Liquid in 0.42% Potassium phosphate, 0.87% Sodium chloride, pH 7.3, 30% glycerol, and 0.01% sodium azide.

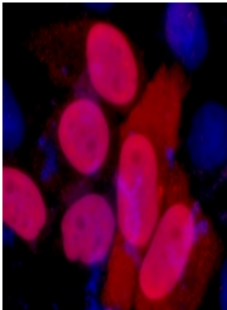
**Dilution:** WB (1/2000 - 1/5000), IF/IC (1/200 - 1/500), IP (1/100 - 1/200)

**Storage/Stability :** Shipped at 4°C. Upon delivery aliquot and store at -20°C for one year. Avoid freeze/thaw cycles.


## Validation



Western blot analysis of over-expressed FLAG-tagged protein in 293T cell lysate.



Immunofluorescent analysis of FLAG-tag staining in 293T cells transfected with a Flag-tag protein. Formalin-fixed cells were permeabilized with 0.1% Triton X-100 in TBS for 5-10 minutes and blocked with 3% BSA-PBS for 30 minutes at room temperature. Cells were probed with the primary antibody in 3% BSA-PBS and incubated overnight at 4 °C in a humidified chamber. Cells were washed with PBST and incubated with a DyLight 594-conjugated secondary antibody (red) in PBS at room temperature in the dark. DAPI was used to stain the cell nuclei (blue).



Immunoprecipitation of FLAG-tagged protein from HEK293T cells transfected with vector overexpressing Flag tag, using Anti-FLAG-tag Antibody.

官方网址: <http://www.genesion.com.cn>

订货热线: 4006169114、020-84224925

Email:whiga22@126.com

