

Shanghai Glomro Industrial Co., Ltd

Address: No.5616th, Caoan Road, Jiading District, Shanghai

Product Description

Industrial Portable Air Conditioner – Introduction

Product Overview

This product is designed and manufactured with automatic control system, imported fully enclosed rotary compressor, high efficiency heat exchanger and other advanced components. The feature is that it can be partially cooled, thus solving the problem that it is difficult to provide overall cooling in a large space. It can also be used for overall cooling in tight spaces. It is easy to use, that is, it can be purchased urgently and without installation, and it is safe and reliable. The product has an automatic diagnostic function, and if it works properly, the problem will be displayed on the display. The product is made of steel, with its own pulley, and it is light and flexible under the premise of being durable.

Machine Features

1. All-steel housing with self-contained pulley, sturdy and durable, light and flexible.
2. Large air volume, strong cooling, low energy consumption, low noise, long life and stable operation.
3. Use advanced R410A refrigerant, green, healthy and comfortable.
4. Using advanced imported compressors, it can effectively cool in the high temperature environment of 45 °C.
5. Use automatic control system with automatic diagnosis function to effectively prevent damage to the machine caused by bad operation.
Suiden series is the most convenient air conditioner on the market.
6. As long as the plug is plugged into the power outlet, the source of cold air is continuously spewed out.
7. Due to the internal digital temperature control device, Suiden series is a fully automatic high-quality compressor for air-conditioner; integrated inside and outside machine, full metal casing; built-in water tank with full stop function and prompt; power failure memory Function; built-in multiple safety protection device, industrial environment design; silent roller, easy to move; large air volume, good cooling effect.

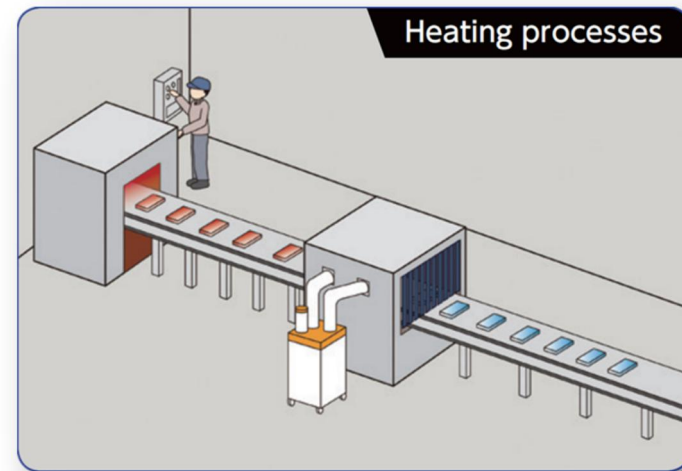
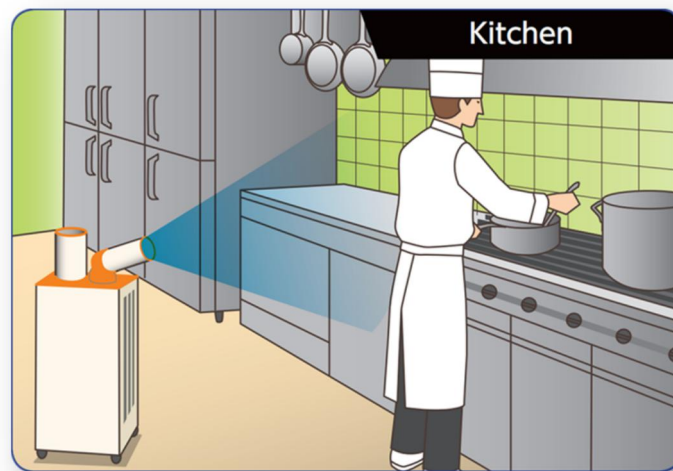
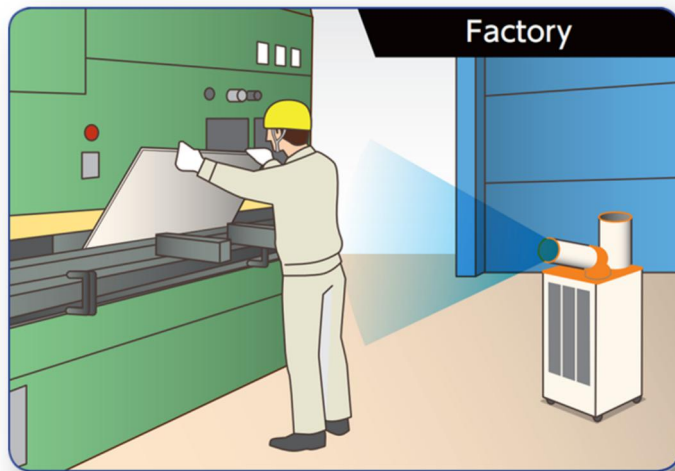
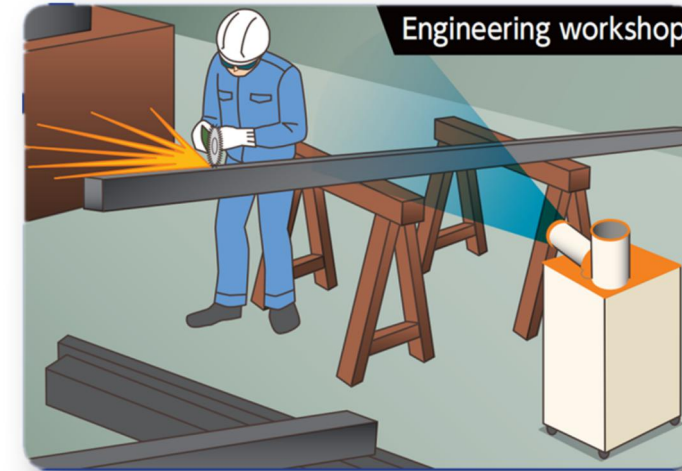
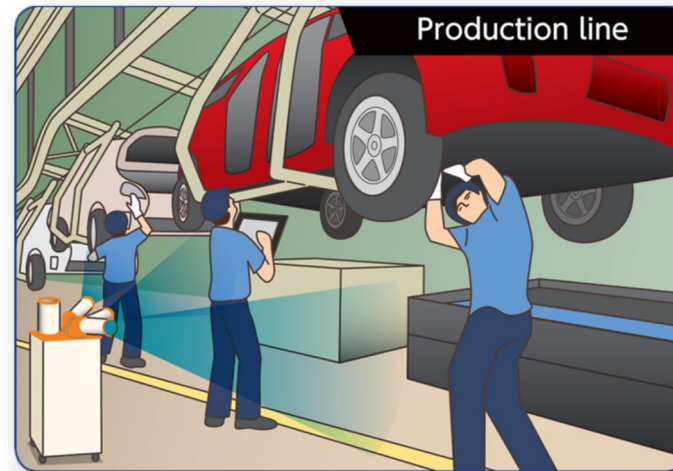
Applicable Places

1. Hospitals, research institutes, disaster scene rescue.
2. Automobile repair center, manufacturing engineering for cooling.
3. Temporary office space, such as the reception room, equipment is cooled centrally.
4. Factory production workshop, canteen, warehouse, on-site office.
5. Outdoor activities such as golf driving range, various celebrations, temporary construction of greenhouses.

Machine Advantage

1. **Exquisite design:** Fully enclosed fan motor with dust cover and low noise.
2. **Removable:** Handle for easy movement and polyurethane casters.
3. **Simple operation:** It's easy to install and disassemble the exhaust pipe.
4. **Space-saving design:** The remaining 3 faces outside the front can fit close to the wall.
5. **Less condensed water:** The amount of condensed water is about 100 cc per hour. (Value at room temperature 25 ° C relative humidity 60%)
6. **Corresponding to outdoor exhaust:** By using a multi-blade fan, the exhaust can be extended after the exhaust pipe is extended.
7. **Wind direction adjustment:** The horizontal direction of the exhaust duct can be rotated by about 300°, and the exhaust duct can be bent freely within the movable range. The minimum bending radius of the exhaust pipe is R235.
8. **Automatic swing function:** 45° swinging around the front of the exhaust duct. (Specific model)
9. **Easy maintenance:** convenient drainage function (take out the condensate tank, directly drain the hose after inserting it into the condensate), translucent condensate tank (condensed water balance at a glance), filter can be easily disassembled, can be washed and reused.

Application Scenes



SS-28EJ-8A
SS-28DJ-8A



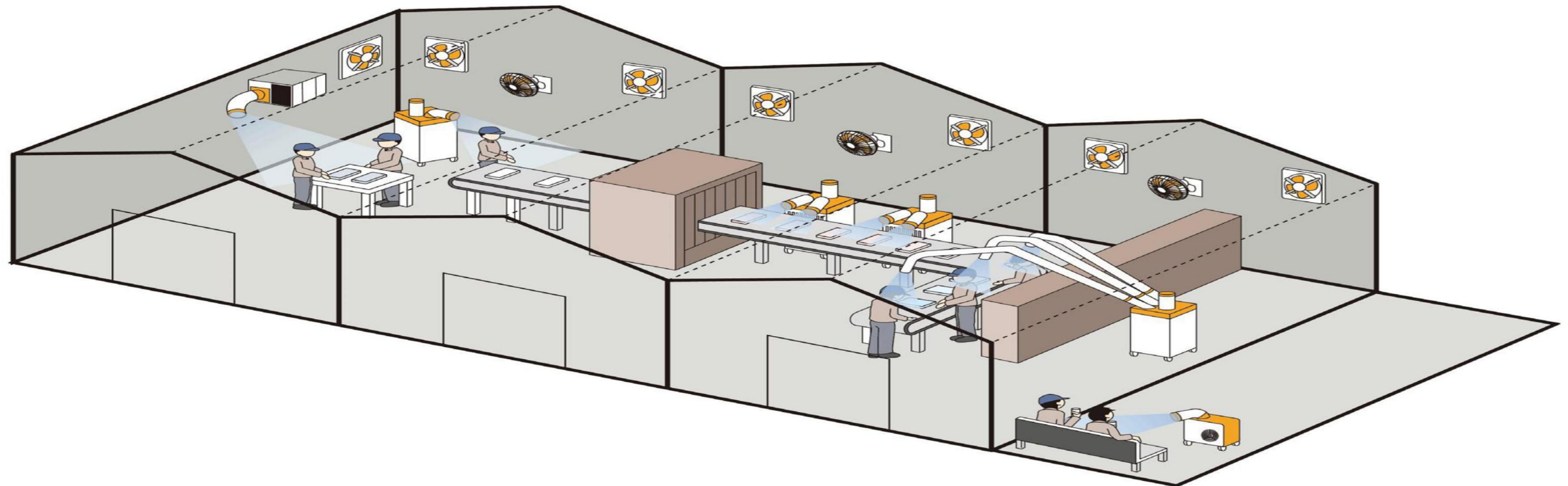
SS-40EG-8AII
SS-40DG-8AII



SS-56EG2-8A

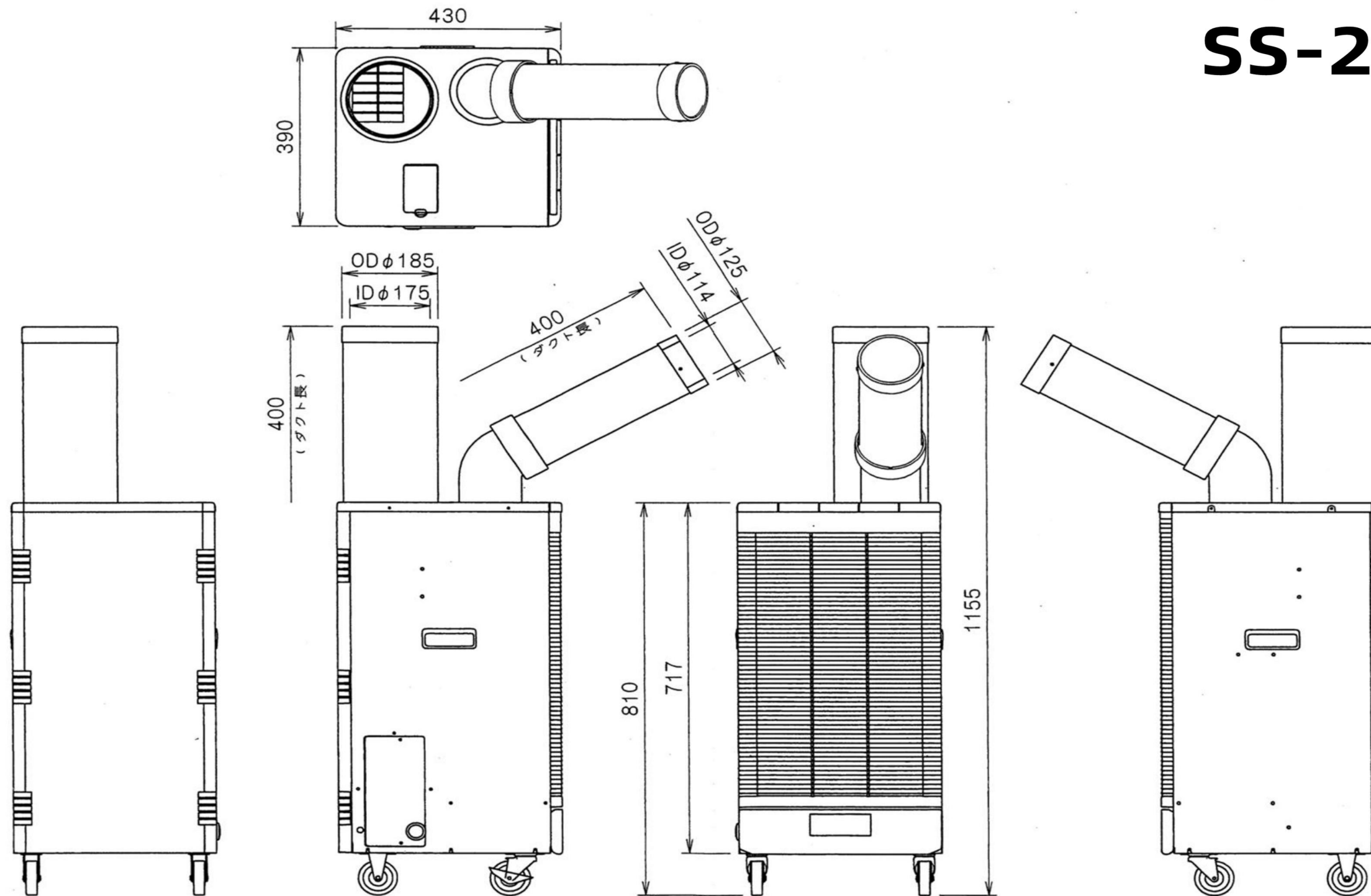


SS-22LA-8A

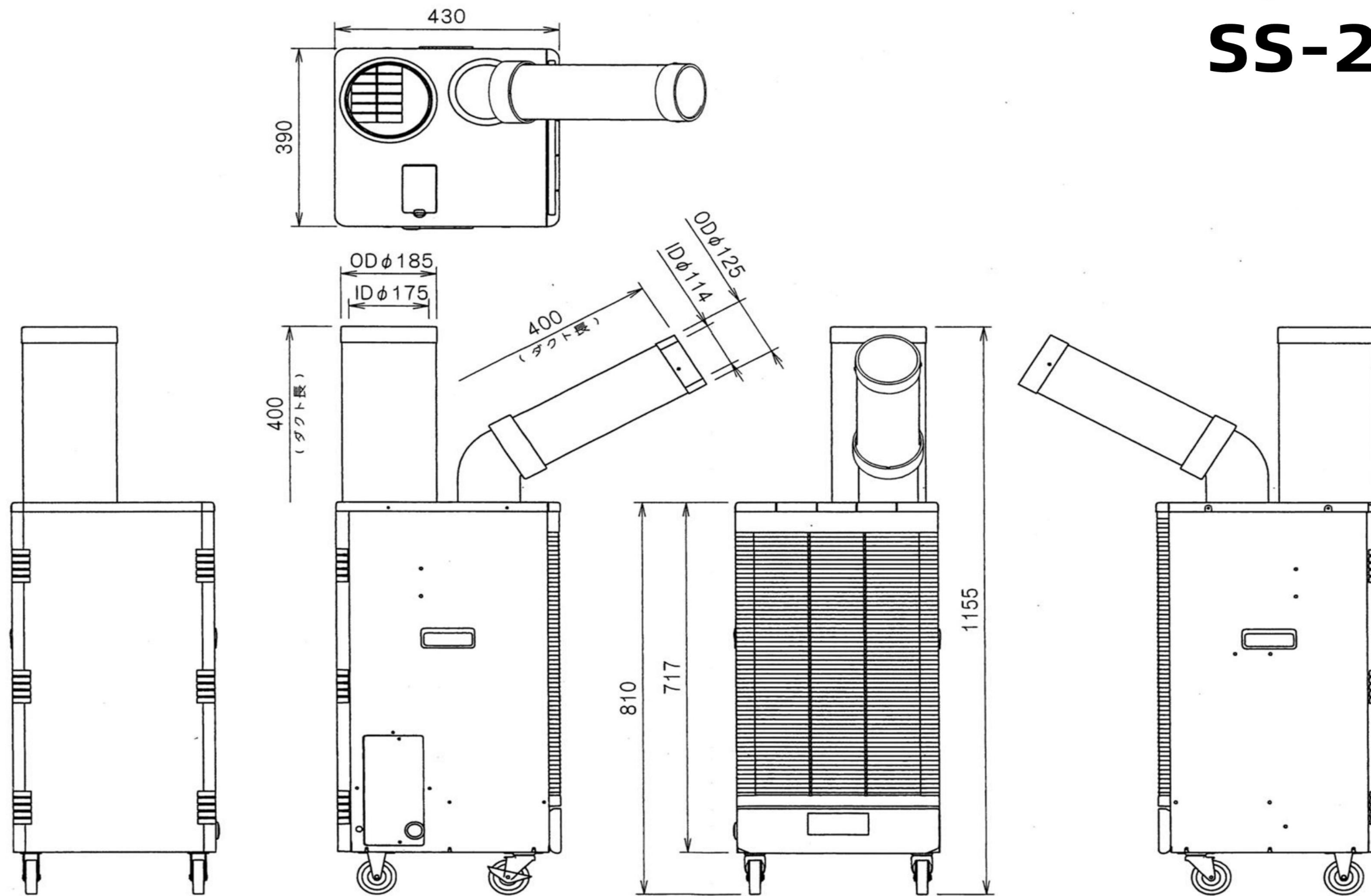


Model	Swing Device	Power Supply	Electrical Characteristics					Wet Water Treatment		Refrigerant	Body Shape			Possible Conditions of Operation
			Cold Room Capacity (kW)	Starting Current (A)	Operating Current (A)	Power Reduction (kW)	Power Cord Length (m)	Water Vapor function	Water Tank Capacity (L)		Body Size (mm)	Body Setting Area (m ²)	Body Weight (kg)	
SS-28EJ-8A SS-28DJ-8A	× ●	Single item 220V/Hz	2.8	20	4.6	1.01	2	●	5	410A	W390 D430 H860	0.17	42	25°C 50% ~ 45°C 40%
SS-40EG-8AII SS-40DG-8AII	× ●	Single item 220V/Hz	4	40	8.9	1.9	2	●	8	R407C	W520 D470 H1120	0.24	73	
SS-56EG2-8A	×	Single item 220V/Hz	5.6	57	13.4	2.8	2	×	20	R407C	W490 D620 H1120	0.3	90	
SS-22LA-8A	×	Single item 220V/Hz	2.2	16.8	4	0.85	2	●	5	R407C	W354 D412 H1041	0.15	35	
SS-18MU-8A	×	Single item 220V/Hz	1.8	12	2.1	0.44	1.6	×	×	×	W460 D250 H547	0.12	23	

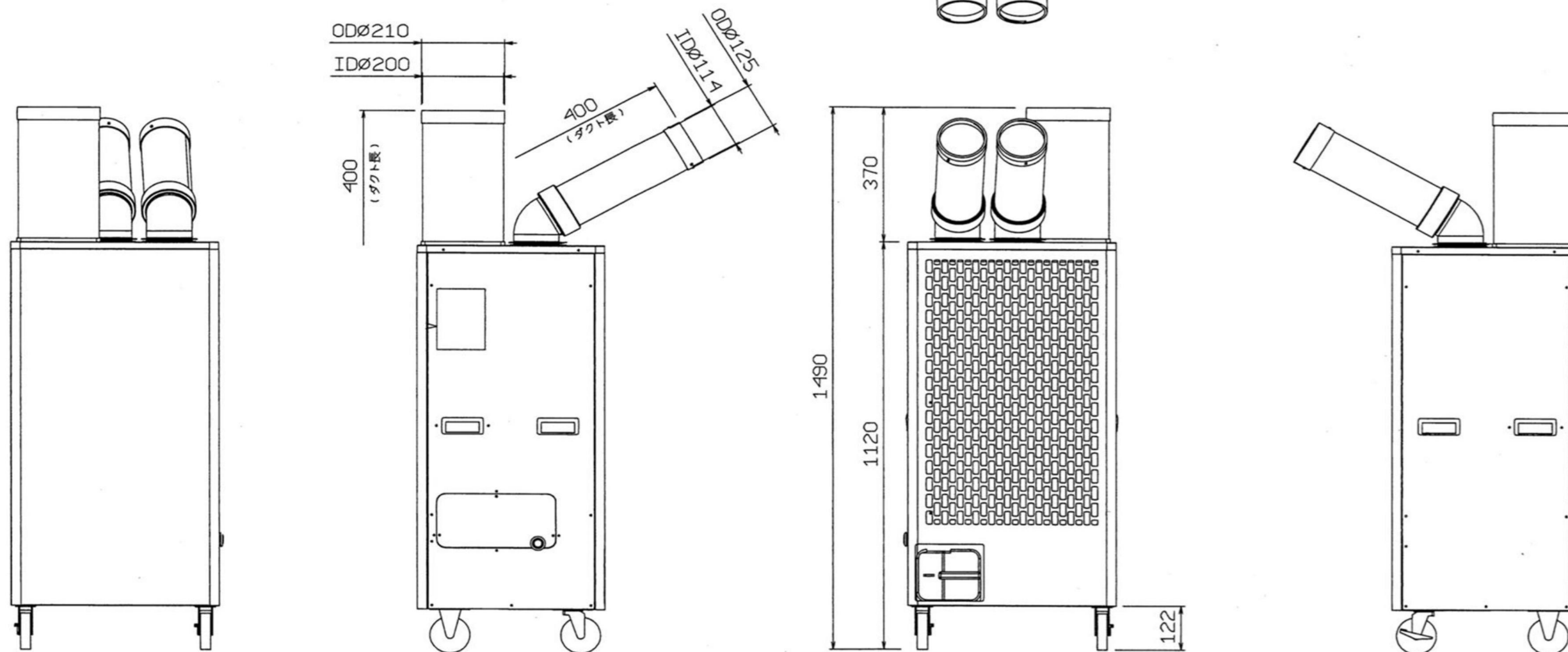
SS-28EJ-8A



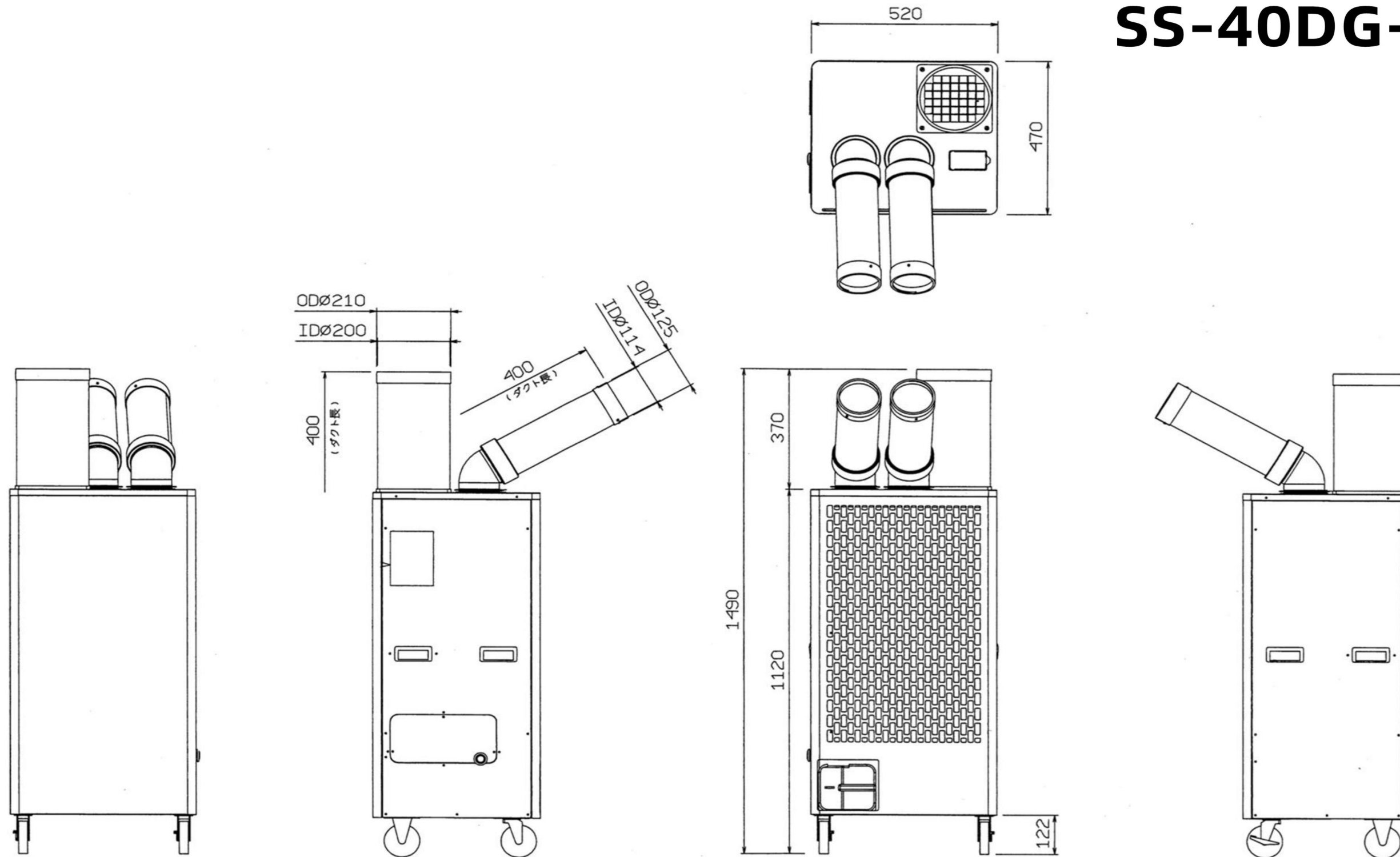
SS-28DJ-8A



SS-40EG-8AII



SS-40DG-8AII



SS-56EG2-8A

